

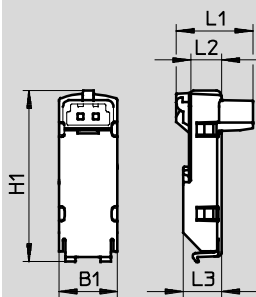
Solenoid valves VUVG/valve terminal type 26 VTUG

E-boxes

General technical data							
Variants	H2	H3	S2	S3	L-	R1	R8
Mounting position	Any						
Electrical connection	2-pin, socket				Flying leads	Individual plug M8, 4-pin	Individual plug M8, 3-pin
Protection class	IP40, IEC/EN 61984				IP65, IEC/EN 61984		
Switching position display	LED						
Type of mounting	Clip				Self-tapping screw		
Note on materials	RoHS-compliant						
Housing colour	Black						
Housing materials	PA						

Dimensions

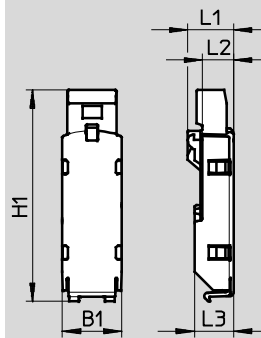
E-boxes, S2/H2



Type	B1	H1	L1	L2	L3
VAVE-L1-1VS2-LP	9.8	28.8	12.9	5.2	6.5
VAVE-L1-1S2-LR			10.75		
VAVE-L1-1VH2-LP					
VAVE-L1-H2-LR					

Download CAD data → www.festo.com

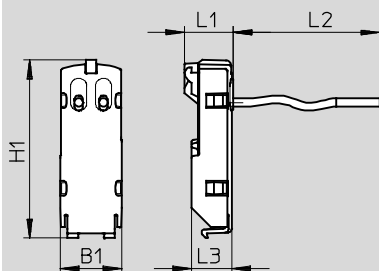
E-boxes, S3/H3



Type	B1	H1	L1	L2	L3
VAVE-L1-1VS3-LP	9.8	± 0.5 35	7.6	5.2	6.5
VAVE-L1-1S3-LR			7.5		
VAVE-L1-1VH3-LP					
VAVE-L1-1H3-LR					

Dimensions

E-boxes, VL1...4

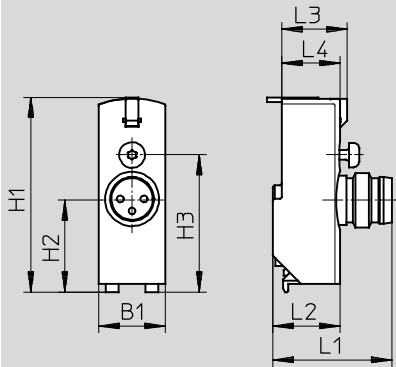


Type	B1	H1	L1	L2	L3
VAVE-L1-1VL1-LP	9.8	28.8	7.85	0.5	6.5
VAVE-L1-1L1-LR				1	
VAVE-L1-1VL2-LP				2.5	
VAVE-L1-1L2-LR				5	
VAVE-L1-1VL3-LP					
VAVE-L1-1L3-LR					
VAVE-L1-1VL4-LP					
VAVE-L1-1L4-LR					







Solenoid valves VUVG/valve terminal type 26 VTUG

E-boxes

Dimensions Download CAD data → www.festo.com
E-boxes, R8/R1



Type	B1	H1	H2	H3	L1	L2	L3	L4
VAVE-L1-1VR8-LP	9.8	28.7	13.5	20.2	17.55	9.9	9.65	8.6
VAVE-L1-1VR1-LP								

Ordering data – E-boxes							
Design	Plug	Additional functions	Ambient temperature [°C]	Code	Power	Voltage	Type
					[W]	[V DC]	
	NEBV-H1 ...	Spark arresting, bipolar	-5 ... +50	H2	1	12/24	VAVE-L1-1VH2-LP
		Spark arresting, holding current reduction	-5 ... +60	H2R	1/0.35	24	VAVE-L1-1H2-LR
	NEBV-H1 ...	Spark arresting, bipolar	-5 ... +50	H3	1	12/24	VAVE-L1-1VH3-LP
		Spark arresting, holding current reduction	-5 ... +60	H3R	1/0.35	24	VAVE-L1-1H3-LR
	NEBV-HS ...	Spark arresting, bipolar	-5 ... +50	S2	1	12/24	VAVE-L1-1VS2-LP
		Spark arresting, holding current reduction	-5 ... +60	S2R	1/0.35	24	VAVE-L1-1S2-LR
	NEBV-HS ...	Spark arresting, bipolar	-5 ... +50	S3	1	12/24	VAVE-L1-1VS3-LP
		Spark arresting, holding current reduction	-5 ... +60	S3R	1/0.35	24	VAVE-L1-1S3-LR
	Open cable end	Spark arresting, bipolar	-5 ... +50	L	1	12/24	VAVE-L1-1VL1-LP
							VAVE-L1-1VL2-LP
							VAVE-L1-1VL3-LP
							VAVE-L1-1VL4-LP
		Spark arresting, holding current reduction	-5 ... +60	LR	1/0.35	24	VAVE-L1-1L1-LR
							VAVE-L1-1L2-LR
							VAVE-L1-1L3-LR
							VAVE-L1-1L4-LR
	NEBU-M8 ...	Spark arresting, bipolar	-5 ... +50	R8	1	12/24	VAVE-L1-1VR8-LP
				R1	1	12/24	VAVE-L1-1VR1-LP